

Hands-on Plone-Administration

Workshop-Provider: Andreas Mantke

Who am I

- Andreas Mantke
- Working with LibreOffice and its predecessor since autumn 2002
- Deputy Member, Board of Directors at The Document Foundation
- LibreOffice Admin-Team-Member
- Developer / Admin of LibreOffice extensions- / templates-repository, LibreOffice Conference-Site and ODFAuthors.org
- Plone-Developer (collective)

Agenda

- Administration Interface
- Folder Management / Permissions
- Workflow-Management
- Zope Management Interface



Administration Interface



Administration Interface



admin ▾

Search Site Search

only in current section

Home

News

Events

Users

You are here: [Home](#)

Site Setup

Configuration area for Plone and add-on Products.

Warning You have not configured a mail host or a site 'From' address, various features including contact forms, email notification and password reset will not work. Go to the [Mail control panel](#) to fix this.

Plone Configuration

Add-ons

Calendar

Configuration Registry

Content Rules

Dexterity Content Types

Discussion

Editing

Errors

HTML Filtering

Image Handling

Language

Mail

Maintenance

Markup

Navigation

Search

Security

Site

Syndication

Themes

TinyMCE Visual Editor

Types

Users and Groups

Zope Management Interface

Add-on Configuration

Cover Settings

jQueryUI

Version Overview

- Plone 4.3.1 (4306)
- CMF 2.2.7
- Zope 2.13.20
- Python 2.7.2+ (default, Jul 20 2012, 22:15:08) [GCC 4.6.1]
- PIL 1.7.8 (Pillow)

You are running in "debug mode". This mode is intended for sites that are under development. This allows many configuration changes to be immediately visible, but will make your site run more slowly. To turn off debug mode, stop the server, set 'debug-mode=off' in your buildout.cfg, re-run bin/buildout and then restart the server process.



Administration Interface

- Mail
- Site
- Security
- Add-Ons
- Language Setting
- HTML-Filtering
- Themes

Administration Interface

- Errors
- Types
- Users / Groups
- [Link to Zope Management Interface \(ZMI\)](#)



System-Mail



System-Mail-Setting



admin ▾

Search Site

only in current section

Home News Events Users English Language Shared

Site Setup

Plone Configuration

- Add-ons
- Calendar
- Configuration Registry
- Content Rules
- Dexterity Content Types
- Discussion
- Editing
- Errors
- HTML Filtering
- Image Handling
- Language
- Mail
- Maintenance
- Markup
- Navigation
- Search
- Security
- Site
- Syndication
- Themes
- TinyMCE Visual Editor
- Types
- Users and Groups

You are here: [Home](#)

[Site Setup](#)

Mail settings

Mail settings for this site.

Mail settings

SMTP server

The address of your local SMTP (outgoing e-mail) server. Usually 'localhost', unless you use an external server to send e-mail.

SMTP port

The port of your local SMTP (outgoing e-mail) server. Usually '587' or '25'.

ESMTP username

Username for authentication to your e-mail server. Not required unless you are using ESMTP.

ESMTP password

The password for the ESMTP user account.

Site 'From' name

Plone generates e-mail using this name as the e-mail sender.

Site 'From' address

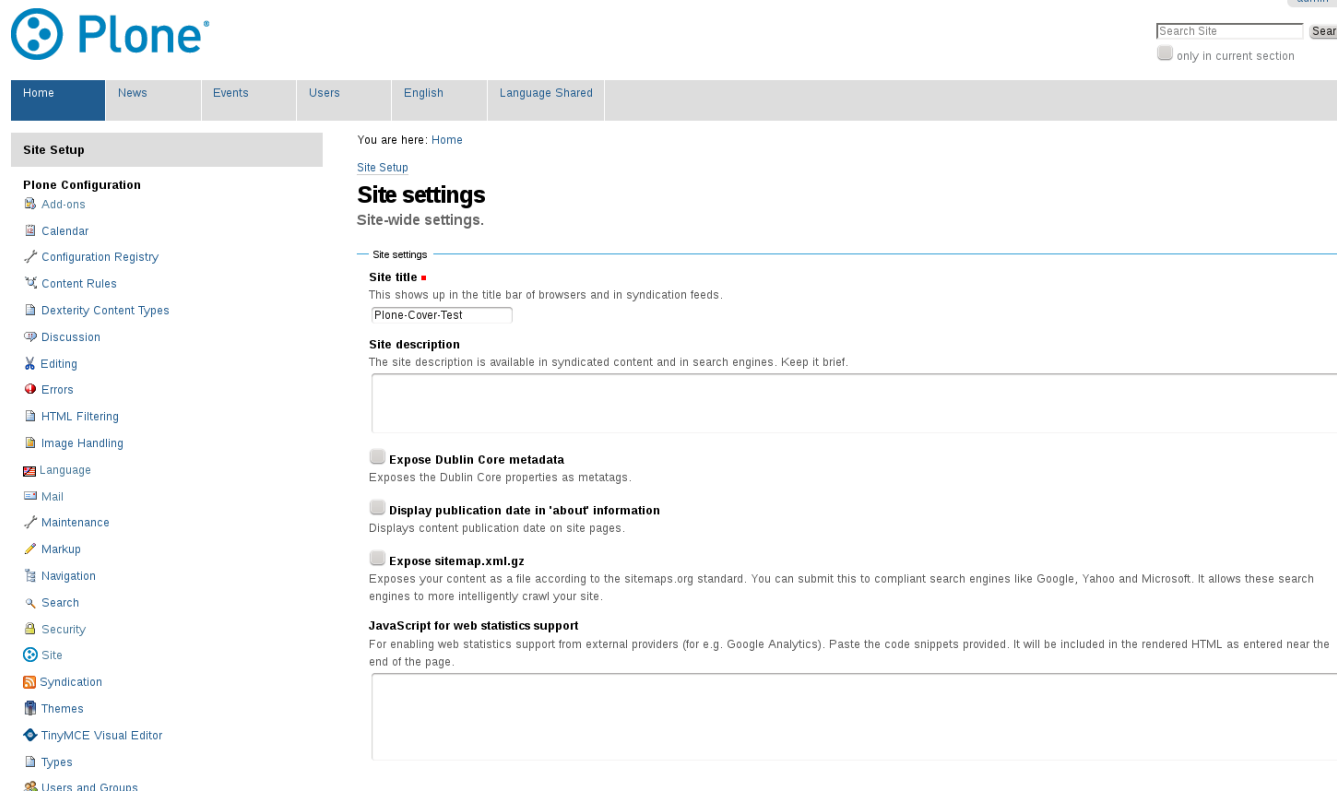
Plone generates e-mail using this address as the e-mail return address. It is also used as the destination address for the site-wide contact form and the 'Send test e-mail' feature.



Site-Setting



Site Setting



The screenshot displays the Plone administration interface. At the top left is the Plone logo. To the right is a search bar with the text "Search Site" and a "Search" button, with a checkbox for "only in current section". Below the search bar is a navigation menu with tabs for Home, News, Events, Users, English, and Language Shared. The "Home" tab is selected. On the left side, there is a "Site Setup" sidebar menu listing various configuration options such as Add-ons, Calendar, Configuration Registry, Content Rules, Dexterity Content Types, Discussion, Editing, Errors, HTML Filtering, Image Handling, Language, Mail, Maintenance, Markup, Navigation, Search, Security, Site, Syndication, Themes, TinyMCE Visual Editor, Types, and Users and Groups. The main content area shows the "Site settings" page. It includes a breadcrumb "You are here: Home" and a "Site Setup" link. The "Site settings" section is titled "Site settings" and "Site-wide settings." It contains several settings: "Site title" (with a value of "Plone-Cover-Test"), "Site description" (with a large text area), "Expose Dublin Core metadata" (checkbox), "Display publication date in 'about' information" (checkbox), "Expose sitemap.xml.gz" (checkbox), and "JavaScript for web statistics support" (checkbox).



Security-Setting



Security-Setting



admin ▾

Search Site Search

only in current section

- Home
- News
- Events
- Users
- English
- Language Shared

Site Setup

- Plone Configuration**
- Add-ons
- Calendar
- Configuration Registry
- Content Rules
- Dexterity Content Types
- Discussion
- Editing
- Errors
- HTML Filtering
- Image Handling
- Language
- Mail
- Maintenance
- Markup
- Navigation
- Search
- Security
- Site
- Syndication
- Themes
- TinyMCE Visual Editor
- Types
- Users and Groups

You are here: Home

[Site Setup](#)

Security settings

Security settings for this site.

Security settings

Enable self-registration

Allows users to register themselves on the site. If not selected, only site managers can add new users.

Let users select their own passwords

If not selected, a URL will be generated and e-mailed. Users are instructed to follow the link to reach a page where they can change their password and complete the registration process; this also verifies that they have entered a valid email address.

Enable User Folders

If selected, home folders where users can create content will be created when they log in.

Allow anyone to view 'about' information

If not selected only logged-in users will be able to view information about who created an item and when it was modified.

Use email address as login name

Allows new users to login with their email address instead of specifying a separate login name. Existing users can still login with their user id until you use the @@migrate-to-emaillogin page as a site admin. It is recommended to do that immediately after changing this option.



Add-On Installation



Add-On Installation

The screenshot displays the Plone administration interface. At the top left is the Plone logo and a navigation menu with items like Home, News, Events, Users, English, and Language Shared. A search bar is located at the top right. The main content area is titled "Add-ons" and includes a "Site Setup" sidebar on the left. The "Add-ons" section contains a list of available add-ons, each with a checkbox and a brief description:

- Diazo theme support 1.1.1**
Installs a control panel to allow on-the-fly theming with Diazo
- Flowplayer 4.0**
- HTTP caching support 1.1.4**
Installs plone.app.caching
- Marshall 2.1.2**
- MediaElementJS 0.4.1**
[Add-on Description](#)
- Membrane: content-based users and groups 2.1.9**
- Online users 0.1**
A viewlet and a portlet that use the Piwik open source analytic system to display how many people are using your Plone site at the moment
- OpenID Authentication Support 2.0.2**
Adds support for authenticating with OpenID credentials in a Plone site
[Add-on Description](#)
- PloneFormGen 1.7.12**
Makes it possible to build forms via a through-the-web UI
[Add-on Description](#)
- Session refresh support 3.5.3**
Optional plone.session.refresh support.
Adds support for Content Relationships defined using z3c.relationships
- Tiles support 1.0.1**



Language Setting



Language Setting



admin ▾

 only in current section

- Home
- News
- Events
- Users
- English
- Language Shared

Site Setup

- Plone Configuration**
- Add-ons
- Calendar
- Configuration Registry
- Content Rules
- Dexterity Content Types
- Discussion
- Editing
- Errors
- HTML Filtering
- Image Handling
- Language
- Mail
- Maintenance
- Markup
- Navigation
- Search
- Security
- Site
- Syndication
- Themes
- TinyMCE Visual Editor
- Types
- Users and Groups

You are here: Home

General Translation Map Migration

Multilingual Settings

[Up to Site Setup](#)
All the configuration of P.A.M. If you want to set the default language to all the content without language and move all the content on the root folder to the default language folder, go to Extra Options section

- Site languages**
- Negotiation scheme
- Policies
- Extra options
- Clean site setup

Default site language ▾
The default language used for the content and the UI of this site.
English ▾

Available languages ▾
The languages in which the site should be translatable.

- Afrikaans
- Akan
- Asusu Igbo
- Aymara
- Azari Türkçasi
- Bahasa Indonesia
- Bahasa Melayu
- Bashkir
- Bhutani
- Bihari
- ...

HTML-Filtering



HTML-Filtering



admin ▾

Search Site
 only in current section

- Home
- News
- Events
- Users
- English
- Language Shared

Site Setup

- Plone Configuration**
- Add-ons
- Calendar
- Configuration Registry
- Content Rules
- Dexterity Content Types
- Discussion
- Editing
- Errors
- HTML Filtering
- Image Handling
- Language
- Mail
- Maintenance
- Markup
- Navigation
- Search
- Security
- Site
- Syndication
- Themes
- TinyMCE Visual Editor
- Types
- Users and Groups

You are here: [Home](#)

[Site Setup](#)

HTML Filter settings

Plone filters XHTML tags that are considered security risks. Be aware of the implications before making changes below. By default only tags defined in XHTML are permitted. In particular, to allow 'embed' as a tag you must both remove it from 'Nasty tags' and add it to 'Custom tags'. Although the form will update immediately to show any changes you make, your changes are not saved until you press the 'Save' button.

- Tags**
- Attributes
- Styles

Nasty tags

These tags, and their content are completely blocked when a page is saved or rendered.

- applet
- embed
- meta
- object
- script
- style

Stripped tags

These tags are stripped when saving or rendering, but any content is preserved.

- button
- fieldset
- form
- input
- label
- legend
- link
- noscript
- object
- optgroup
- option
- param



Themes



Themes



admin ▾

Search Site Search

only in current section

- Home
- News
- Events
- Users
- English
- Language Shared

Site Setup

Plone Configuration

- Add-ons
- Calendar
- Configuration Registry
- Content Rules
- Dexterity Content Types
- Discussion
- Editing
- Errors
- HTML Filtering
- Image Handling
- Language
- Mail
- Maintenance
- Markup
- Navigation
- Search
- Security
- Site
- Syndication
- Themes
- TinyMCE Visual Editor
- Types
- Users and Groups

You are here: [Home](#)

[Site Setup](#)

Theme settings

Settings that affect the site's look and feel.

Theme settings

Default theme

Select the default theme for the site.

Sunburst Theme ▾

Mark external links

If enabled all external links will be marked with link type specific icons.

External links open in new window

If enabled all external links in the content region open in a new window.

Show content type icons

If disabled the content icons in folder listings and portlets won't be visible.

Always show icons ▾

Use popup overlays for simple forms

If enabled popup overlays will be used for simple forms like login, contact and delete confirmation.

Save Cancel



Theming



admin ▾

Search Site

only in current section

- Home
- News
- Events
- Users
- English
- Language Shared

Site Setup

Plone Configuration

- Add-ons
- Calendar
- Configuration Registry
- Content Rules
- Dexterity Content Types
- Discussion
- Editing
- Errors
- HTML Filtering
- Image Handling
- Language
- Mail
- Maintenance
- Markup
- Navigation
- Search
- Security
- Site
- Syndication
- Theming
- TinyMCE Visual Editor
- Types

You are here: [Home](#)

Theme settings


[Up to Site Setup](#)

Note Please note that this control panel page will never be themed.

Themes [Advanced settings](#)

Use the buttons to create or upload a new Diazo theme, or select an existing theme from a the list below.

Twitter Bootstrap Example



Click to view a live preview. Forms will be disabled in the preview.

A simple Twitter Bootstrap-based theme.
Does not support themed editing.



Theming: Result

Plone Home First Test Testing Search admin

Contents **View** Edit Rules Sharing Translate Actions Display Add new... State: Published

Welcome to Plone

by admin — last modified Sep 20, 2013 09:48 — [History](#)

Congratulations! You have successfully installed Plone.

[Also available in presentation mode...](#)

Wenn Sie diese Seite anstelle des von Ihnen erwarteten Inhalts sehen, hat der Betreiber dieser Website gerade erst Plone installiert. Bitte benachrichtigen Sie NICHT das Plone Team, sondern den Betreiber dieser Website.

So starten Sie!

Bevor Sie sich mit Ihrer neuen Plone-Website vertraut machen, stellen Sie bitte sicher, dass

1. Sie als Administrator angemeldet sind. (Sie müssten im Menü oben rechts den Eintrag 'Konfiguration' finden.)
2. [Sie den E-Mail-Dienst konfiguriert haben](#). (Plone benötigt einen SMTP-Server zur Benutzerregistrierung und um Benutzern die Möglichkeit zu geben, ein vergessenes Passwort neu zu setzen.)
3. [Sie wissen, welche Sicherheitseinstellungen für Ihre Website gültig sind](#). (Das betrifft zum Beispiel die Selbstregistrierung und das Setzen von Passwörtern)

Machen Sie sich mit Plone vertraut!

Anschließend empfehlen wir Ihnen Folgendes:

- Lesen Sie, [welche neuen Funktionen Plone](#) enthält (in Englisch).
- Lesen Sie die [Dokumentation](#) (in Englisch). Insbesondere [die grundlegenden Kapitel](#) und [die Empfehlungen zur Server-Konfiguration](#).
- Lernen Sie die grundlegenden [Leistungsmerkmale](#) von Plone kennen.
- Lesen Sie das [deutschsprachige Plone-Benutzerhandbuch](#).
- Nutzen Sie das [deutschsprachige Plone-Entwicklerhandbuch](#), wenn Sie Erweiterungen für Plone programmieren möchten.
- Entdecken Sie [die verfügbaren Erweiterungen](#) für Plone.
- Lesen oder abonnieren Sie [die englischsprachigen](#) oder [die deutschsprachigen Mailinglisten](#).

Individualisieren Sie Plone!

Plone kann sehr individuell konfiguriert werden. Hier einige Beispiele:


- Wählen Sie unter den [installierten Designs](#) ein neues aus, oder installieren Sie [eins der verfügbaren Designs von plone.org](#). (Bitte stellen Sie sicher, dass das Design mit der Plone-Version, die Sie installiert haben, kompatibel ist)
- [Bestimmen Sie die Arbeitsabläufe in Ihrer Website](#). (Standardmäßig ist ein Arbeitsablauf für öffentliche Websites einstellt. wenn Sie Plone als geschlossenes Intranet betreiben wollen. können Sie den




Errors



Errors

 **LibreOffice**
The Document Foundation



[Home](#) | [Extensions](#) | [Templates](#)

Site Setup You are here: Home

Phone Configuration

- Add-ons
- Calendar
- Collections (old style)
- Configuration Registry
- Content Rules
- Dexterity Content Types
- Discussion
- Editing
- Errors**
- HTML Filtering
- Image Handling
- Language
- Mail
- Maintenance
- Markup
- Navigation
- Search
- Security
- Site

Error log

This page lists the exceptions that have occurred in this site recently. You can configure how many exceptions should be kept and whether the exceptions should be copied to Zope's event log file(s).

[Up to Site Setup](#)
[Refer to the plone.org error reference for more information about these exceptions.](#)

— Exception Log (most recent first) —

Search for an error log entry (such as "1257962690.640.49636048561")

Time	User Name	Exception
Sep 25, 2013 12:01 PM	Anonymous User (None)	AttributeError: hasTranslation
Sep 25, 2013 10:30 AM	Anonymous User (None)	MethodNotAllowed: Method not supported for this resource.
Sep 25, 2013 09:43 AM	Anonymous User (None)	AttributeError: @@roadmap_view
Sep 25, 2013 09:38 AM	Anonymous User (None)	AttributeError: @@roadmap_view
Sep 25, 2013 09:37 AM	Anonymous User (None)	AttributeError: @@roadmap_view
Sep 25, 2013 09:35 AM	Anonymous User (None)	MethodNotAllowed: Method not supported for this resource.



Types



Types



admin ▾

Search Site
 only in current section

- Home
- News
- Events
- Users
- English
- Language Shared

Site Setup

- Plone Configuration**
- Add-ons
- Calendar
- Configuration Registry
- Content Rules
- Dexterity Content Types
- Discussion
- Editing
- Errors
- HTML Filtering
- Image Handling
- Language
- Mail
- Maintenance
- Markup
- Navigation
- Search
- Security
- Site
- Syndication
- Theming
- TinyMCE Visual Editor
- Types
- Users and Groups

You are here: [Home](#)

[Site Setup](#)

Type Settings

Workflow, visibility and versioning settings for your content types.

- (Default)
- Collection
- Collection (old-style)
- Comment
- Content Adapter
- Cover
- Event
- File
- Folder
- FormFolder
- Image
- Link
- News Item
- Page
- (Default)

Collection (Simple Publication Workflow)

Collection (old-style) is useful for basic web sites. It can either be submitted for review, or published directly. Users can edit the item even after it is published.

Folder (Simple Publication Workflow)

Changing the workflow of a type will take a while, and may slow down the site significantly while the content is updated to the new setting.



Users / Groups



Users



admin ▾

Search Site

only in current section

- Home
- News
- Events
- Users
- English
- Language Shared

Site Setup

Plone Configuration

- Add-ons
- Calendar
- Configuration Registry
- Content Rules
- Dexterity Content Types
- Discussion
- Editing
- Errors
- HTML Filtering
- Image Handling
- Language
- Mail
- Maintenance
- Markup
- Navigation
- Search
- Security
- Site
- Syndication
- Theming
- TinyMCE Visual Editor
- Types
- Users and Groups

You are here: Home

Users

[Site Setup](#)

Users Overview

Click the user's name to see and change the details of a specific user. You can also add and remove users.

Note that roles set here apply directly to a user. The symbol  indicates a role inherited from membership in a group.

Add New User



User Search:

Enter a username to search for, or click 'Show All'



Users

[Hungarian \(Hungary\)](#) | [Italian \(Italy\)](#) | [日本語](#) | [Português](#) | [Português \(Brasil\)](#)
[Русский](#) | [Slovenščina](#) | [Spanish \(Spain\)](#) | [Türkçe](#)

Home
Extensions
Templates

Site Setup

Phone Configuration

- Add-ons
- Calendar
- Collections (old style)
- Configuration Registry
- Content Rules
- Dexterity Content Types
- Discussion
- Editing
- Errors
- HTML Filtering
- Image Handling
- Language
- Mail
- Maintenance
- Markup
- Navigation
- Search
- Security
- Site

You are here: [Home](#)

Users
Groups
Settings
Member Registration

Users Overview

[Up to Site Setup](#)

Click the user's name to see and change the details of a specific user. You can also add and remove users.

Note that roles set here apply directly to a user. The symbol indicates a role inherited from membership in a group.

Add New User

User Search:

User name	Roles							Reset Password	Remove user
	Contributor	Editor	Member	Reader	Reviewer	Site Administrator	Manager		
(John)	<input type="checkbox"/>	<input type="checkbox"/>	<input checked="" type="checkbox"/>	<input type="checkbox"/>	<input type="checkbox"/>	<input type="checkbox"/>	<input type="checkbox"/>	<input type="checkbox"/>	<input type="checkbox"/>
(triv)	<input type="checkbox"/>	<input type="checkbox"/>	<input checked="" type="checkbox"/>	<input type="checkbox"/>	<input type="checkbox"/>	<input type="checkbox"/>	<input type="checkbox"/>	<input type="checkbox"/>	<input type="checkbox"/>
(rsgill)	<input type="checkbox"/>	<input type="checkbox"/>	<input checked="" type="checkbox"/>	<input type="checkbox"/>	<input type="checkbox"/>	<input type="checkbox"/>	<input type="checkbox"/>	<input type="checkbox"/>	<input type="checkbox"/>
(birquito)	<input type="checkbox"/>	<input type="checkbox"/>	<input checked="" type="checkbox"/>	<input type="checkbox"/>	<input type="checkbox"/>	<input type="checkbox"/>	<input type="checkbox"/>	<input type="checkbox"/>	<input type="checkbox"/>
(polarka)	<input type="checkbox"/>	<input type="checkbox"/>	<input checked="" type="checkbox"/>	<input type="checkbox"/>	<input type="checkbox"/>	<input type="checkbox"/>	<input type="checkbox"/>	<input type="checkbox"/>	<input type="checkbox"/>
(MJS)	<input type="checkbox"/>	<input type="checkbox"/>	<input checked="" type="checkbox"/>	<input type="checkbox"/>	<input type="checkbox"/>	<input type="checkbox"/>	<input type="checkbox"/>	<input type="checkbox"/>	<input type="checkbox"/>
(xain)	<input type="checkbox"/>	<input type="checkbox"/>	<input checked="" type="checkbox"/>	<input type="checkbox"/>	<input type="checkbox"/>	<input type="checkbox"/>	<input type="checkbox"/>	<input type="checkbox"/>	<input type="checkbox"/>
(mpraunegger)	<input type="checkbox"/>	<input type="checkbox"/>	<input checked="" type="checkbox"/>	<input type="checkbox"/>	<input type="checkbox"/>	<input type="checkbox"/>	<input type="checkbox"/>	<input type="checkbox"/>	<input type="checkbox"/>



Groups



admin ▾

Search Site Search

only in current section

- Home
- News
- Events
- Users
- English
- Language Shared

Site Setup

Plone Configuration

- Add-ons
- Calendar
- Configuration Registry
- Content Rules
- Dexterity Content Types
- Discussion
- Editing
- Errors
- HTML Filtering
- Image Handling
- Language
- Mail
- Maintenance
- Markup
- Navigation
- Search
- Security
- Site
- Syndication
- Theming
- TinyMCE Visual Editor
- Types
- Users and Groups

You are here: Home

- Users
- Groups**
- Settings
- Member Registration





[Site Setup](#)

Groups Overview

Groups are logical collections of users, such as departments and business units. Groups are not directly related to permissions on a global level, you normally use Roles for that - and let certain Groups have a particular role. The symbol  indicates a role inherited from membership in another group.

[Add New Group](#)

Group Search [Search](#) [Show all](#)

Group Name	Roles							Remove Group
	Contributor	Editor	Member	Reader	Reviewer	Site Administrator	Manager	
 Administrators (Administrators)	<input type="checkbox"/>	<input type="checkbox"/>	<input type="checkbox"/>	<input type="checkbox"/>	<input type="checkbox"/>	<input type="checkbox"/>	<input checked="" type="checkbox"/>	<input type="checkbox"/>
 Authenticated Users (Virtual Group) (AuthenticatedUsers)	<input type="checkbox"/>	<input type="checkbox"/>	<input type="checkbox"/>	<input type="checkbox"/>	<input type="checkbox"/>	<input type="checkbox"/>	<input type="checkbox"/>	<input type="checkbox"/>
 Reviewers (Reviewers)	<input type="checkbox"/>	<input type="checkbox"/>	<input type="checkbox"/>	<input type="checkbox"/>	<input checked="" type="checkbox"/>	<input type="checkbox"/>	<input type="checkbox"/>	<input type="checkbox"/>
 Site Administrators (Site Administrators)	<input type="checkbox"/>	<input type="checkbox"/>	<input type="checkbox"/>	<input type="checkbox"/>	<input type="checkbox"/>	<input checked="" type="checkbox"/>	<input type="checkbox"/>	<input type="checkbox"/>

[Apply Changes](#)



Folder Management



Folder Management



admin ▾

Search Site

only in current section

Home **First Test** Testing

You are here: Home / First Test

View Edit Compose Layout Rules **Sharing**

Sharing for "First Test"

You can control who can view and edit your item using the list below.

Name	Can add	Can edit	Can review	Can view
Logged-in users	<input type="checkbox"/>	<input type="checkbox"/>	<input type="checkbox"/>	<input type="checkbox"/>

Inherit permissions from higher levels

By default, permissions from the container of this item are inherited. If you disable this, only the explicitly defined sharing permissions will be valid. In the overview, the symbol indicates an inherited value. Similarly, the symbol indicates a global role, which is managed by the site administrator.

The Plone® Open Source CMS/WCM is © 2000-2013 by the Plone Foundation and friends. Distributed under the GNU GPL license.

Powered by Plone & Python

[Site Map](#) [Accessibility](#) [Contact](#)



Workflow



Workflow



admin ▾

Search Site

only in current section

- Home
- News
- Events
- Users
- English
- Language Shared

You are here: Home

Workflow Policies

[Up to Plone Setup](#)

Workflow Policies Setup

Here you can create and configure your workflow policies. A policy modifies workflows for any items in or below a specific folder. To apply a policy you have to add a local workflow policy configuration to the desired folder using the 'policy' item in the 'state' drop-down menu.

Existing Workflow Policies

- [Intranet](#)
- [Old Plone](#)
- [One state](#)
- [Simple publication](#)

Add a workflow policy

New policy id

Enter an id for the new workflow policy

Duplicate another policy

Choose a policy to copy when creating the new policy. You also can choose to start with an empty policy.








The Plone® Open Source CMS/WCM is © 2000-2013 by the Plone Foundation and friends. Distributed under the GNU GPL license.



Workflow

Plone Workflow Tool at /Plone-Cover-Test/portal_workflow

[Add Workflow](#)

Type	Name	Size	Last Modified
<input type="checkbox"/>	 comment_review_workflow (Comment Review Workflow)		2013-09-20 21:46
<input type="checkbox"/>	 folder_workflow (Community Workflow for Folders)		2013-09-20 21:46
<input type="checkbox"/>	 intranet_folder_workflow (Intranet Workflow for Folders)		2013-09-20 21:46
<input type="checkbox"/>	 intranet_workflow (Intranet/Extranet Workflow)		2013-09-20 21:46
<input type="checkbox"/>	 one_state_workflow (Single State Workflow)		2013-09-20 21:46
<input type="checkbox"/>	 plone_workflow (Community Workflow)		2013-09-20 21:46
<input type="checkbox"/>	 simple_publication_workflow (Simple Publication Workflow)		2013-09-20 21:46

[Rename](#) [Cut](#) [Copy](#) [Delete](#) [Import/Export](#) [Select All](#)



Workflow

Properties	States	Transitions	Variables	Worklists	Scripts	Permissions	Groups
------------	--------	-------------	-----------	-----------	---------	-------------	--------

Workflow States at [/Plone-Cover-Test/portal_workflow/simple_publication_workflow/states](#)

- pending** Pending review
 - [publish](#) (Reviewer publishes content)
 - [reject](#) (Reviewer sends content back for re-drafting)
 - [retract](#) (Member retracts submission)
- * **private** Private
 - [publish](#) (Reviewer publishes content)
 - [submit](#) (Member submits content for publication)
- published** Published
 - [retract](#) (Member retracts submission)
 - [reject](#) (Reviewer sends content back for re-drafting)

Add a state

id



Zope Management Interface (ZMI)



ZMI

Contents		Components		View		Properties		Security		Undo		Ownership		Interfaces		Find		
Plone Site at /Plone-Cover-Test																		
															ATContentTypes tool		Add	
Type Name																		
<input type="checkbox"/>	▶▶	HTTPCache															2013-09-20 21:46	
<input type="checkbox"/>		MailHost (Mail server settings for outgoing mail)															2013-09-20 21:46	
<input type="checkbox"/>		Members (Users)						1 Kb									2013-09-20 21:46	
<input type="checkbox"/>	▶▶	RAMCache															2013-09-20 21:46	
<input type="checkbox"/>	▶▶	ResourceRegistryCache (Cache for saved ResourceRegistry files)															2013-09-20 21:46	
<input type="checkbox"/>		acl_users (User / Group storage and authentication settings)															2013-09-20 21:46	
<input type="checkbox"/>		archetype_tool (Archetypes specific settings)															2013-09-20 21:46	
<input type="checkbox"/>		caching_policy_manager (Settings related to proxy caching)															2013-09-20 21:46	
<input type="checkbox"/>		content_type_registry (MIME type settings)															2013-09-20 21:46	
<input type="checkbox"/>		de (Deutsch)						1 Kb									2013-09-20 22:07	
<input type="checkbox"/>		en (English)						1 Kb									2013-09-20 22:07	
<input type="checkbox"/>		error_log (Error and exceptions log viewer)															2013-09-20 21:46	
<input type="checkbox"/>		events (Events)						1 Kb									2013-09-20 21:46	
<input type="checkbox"/>		mimetypes_registry (MIME types recognized by Plone)															2013-09-20 21:46	
<input type="checkbox"/>		news (News)						1 Kb									2013-09-20 21:46	
<input type="checkbox"/>		plone_utils (Various utility methods)															2013-09-20 21:46	
<input type="checkbox"/>		portal_actionicons (Associates actions with icons)															2013-09-20 21:46	
<input type="checkbox"/>		portal_actions (Contains custom tabs and buttons)															2013-09-20 21:46	
<input type="checkbox"/>		portal_archivist															2013-09-20 21:46	
<input type="checkbox"/>		portal_atct (Collection and image scales settings)															2013-09-20 21:46	
<input type="checkbox"/>		portal_calendar (Controls how events are shown)															2013-09-20 21:46	
<input type="checkbox"/>		portal_catalog (Indexes all content in the site)															2013-09-20 21:49	
<input type="checkbox"/>		portal_controlpanel (Registry of control panel screen)															2013-09-25 16:19	
<input type="checkbox"/>		portal_css (Registry of CSS files)															2013-09-20 21:46	
<input type="checkbox"/>		portal_diff (Settings for content version comparisons)															2013-09-20 21:46	
<input type="checkbox"/>		portal_discussion (Controls how discussions are stored)															2013-09-20 21:46	



ZMI

	Contents	Catalog	Indexes	Metadata	Advanced	Query Report	Query Plan	Properties
--	----------	---------	---------	----------	----------	--------------	------------	------------

 Pione Catalog Tool at [/Plone-Cover-Test/portal_catalog](#)

This list defines what indexes the Catalog will contain. When objects get cataloged, the values of any attributes which match an index in this list will get indexed.

If you add indexes to a Catalog which contains indexed objects, you **MUST** at the least re-index your newly added index. You may want to update the whole Catalog.

BooleanIndex

Name	Index type	# distinct values	Last modified
<input type="checkbox"/> Creator	FieldIndex	1	2013-09-20 21:46
<input type="checkbox"/> Date	DateIndex	4	2013-09-20 21:46
<input type="checkbox"/> Description	ZCTextIndex	11	2013-09-20 21:46
<input type="checkbox"/> Language	FieldIndex	3	2013-09-20 21:46
<input type="checkbox"/> SearchableText	ZCTextIndex	11	2013-09-20 21:46
<input type="checkbox"/> Subject	KeywordIndex	0	2013-09-20 21:46
<input type="checkbox"/> Title	ZCTextIndex	11	2013-09-20 21:46
<input type="checkbox"/> TranslationGroup	FieldIndex	9	2013-09-20 21:46
<input type="checkbox"/> Type	FieldIndex	4	2013-09-20 21:46
<input type="checkbox"/> UID	UUIDIndex	11	2013-09-20 21:46
<input type="checkbox"/> allowedRolesAndUsers	KeywordIndex	8	2013-09-20 21:46
<input type="checkbox"/> cmf_uid	FieldIndex	0	2013-09-20 21:46
<input type="checkbox"/> commentators	KeywordIndex	0	2013-09-20 21:46
<input type="checkbox"/> created	DateIndex	4	2013-09-20 21:46
<input type="checkbox"/> effective	DateIndex	2	2013-09-20 21:46
<input type="checkbox"/> effectiveRange	DateRangeIndex	0	2013-09-20 21:46
<input type="checkbox"/> end	DateIndex	0	2013-09-20 21:46
<input type="checkbox"/> expires	DateIndex	1	2013-09-20 21:46
<input type="checkbox"/> getId	FieldIndex	10	2013-09-20 21:46
<input type="checkbox"/> getObjPositionInParent	GopIIndex	n/a	2013-09-20 21:46
<input type="checkbox"/> getRawRelatedItems	KeywordIndex	0	2013-09-20 21:46
<input type="checkbox"/> id	FieldIndex	10	2013-09-20 21:46
<input type="checkbox"/> in_reply_to	FieldIndex	0	2013-09-20 21:46



Questions



Andreas Mantke
maand@gmx.de

